

Trends in High Performance Operation of Electro Absorption Integrated Laser Modulators in Advanced Optical Switching Transmission Networks

Ahmed Nabih Zaki Rashed

Electronics and Electrical Communications Engineering Department
Faculty of Electronic Engineering, Menouf 32951, Menoufia University, EGYPT

Abstract- For high bit rates and long haul optical communication systems using a single-mode fiber, a modulator with low chirp and small size are demanded. An electro-absorption modulator is very attractive because it has some advantages of not only low chirp and small size but also the elimination of polarization control through monolithic integration with a distributed feedback (DFB) laser. The modulation bandwidth of traditional lumped electro-absorption modulators (EAMs) is usually limited by the RC time constant, but the effective resistance R and capacitance C are not easily extracted for advanced device geometries. This paper has presented the important transmission characteristics of electro-optic absorption modulators such as transmission performance efficiency, insertion loss, extinction ratio, , over wide range of the affecting parameters.

Keywords: GaAs semiconductor material, Electro absorption modulator, and High Speed switching applications.

I. INTRODUCTION

Silicon photonics has become a very attractive research area in the past decade due to the potential of monolithically integrating photonic devices with complementary-metal-oxide-semiconductor (CMOS) microelectronic circuits on this platform [1]. Such an integration approach is crucial for the successful realization of next generation low cost optical links for data COM and Tele COM applications, and has further application potential in areas such as chemical and biochemical sensing. Recently interest is increasing in the integration of optical links into microprocessors to facilitate high performance and low-cost super computing [2]. Significant research effort in this area, has led to the demonstration of essential building-block components, including silicon based lasers [3], photo detectors [4], and modulators [5]. Among these, high speed silicon based modulators are critical components that have proved difficult to realize in practical devices. Owing to the weak electro-optical effect of silicon, most demonstrated waveguide based silicon modulators utilize the free carrier dispersion effect [6]. The fastest silicon modulator demonstrated uses this effect and operates at 40Gb/s but has a limited extinction ratio of 1dB. To achieve an acceptable extinction ratio, the device is usually a few millimeters long and works at 6-10 V reverse bias because of the weak free carrier effect. The power consumption of this type of device is in the order of a few hundred miliwatts. Recently, Ref. [7] demonstrated a waveguide integrated Ge Si modulator based on the electro-absorption (EA) effect with 1.2 GHz modulation speed. The EA effect is known as the Franz-

Keldysh (FK) effect in bulk semiconductors and the quantum-confined Stark effect (QCSE) in quantum-well (QW) structures [7].

Electro-Absorption Modulators (EAMs) are among the most important components of high-speed Wavelength Division Multiplexing (WDM) optical communications devices and systems. EAM are widely used as stand alone devices [8], as part of Electro-Absorption Modulated Lasers (EML), and as part of multi-component Planar Lightwave Circuits (PLC). Since the first proposed EAM based on optical absorption of light in a bulk structure more than two decades ago, advances have been made in modulator performances such as extinction ratio, polarization insensitivity, and bandwidth. Multiple Quantum Well (MQW) structures in the active region have become the structures of choice for EAM due to their improved extinction and reduced polarization sensitivity through applied strain [9]. While lumped electrode devices have demonstrated performance at rates of 10 Gb/s and higher, the more recent traveling wave electrode devices have been shown to work at rates of 43 Gb/s and above. Compared to the other popular class of modulators, Mach Zehnder based Lithium Niobate modulators, EAM offer a number of advantages such as low voltage drive, small size, high bandwidth, and potential for monolithic integration with other optoelectronic devices. For good performance of the modulator, a high extinction ratio is necessary. The vast majority of all designed and fabricated EAM employ a straight section of single-mode waveguide where optical absorption takes place under a bias voltage.

II. DEVICE MODELING

Based on MATLAB curve fitting program, the relation between modulator transmission (T_m) and the applied bias voltage can be estimated by the following expression [10]:

$$T_m = 0.654 \lambda V_B - 0.00432 \lambda^2 V_B^2 + 0.0312 \lambda^3 V_B^3 \quad (1)$$

As well as the relations between extinction ratio (ER) and insertion loss (IL) and operating signal wavelength, applied bias voltage can be estimated by [11]:

$$ER = 0.0324 \lambda V_B - 0.00543 \lambda^2 V_B^2 + 1.654 \lambda^3 V_B^3 \quad (2)$$

$$IL = -0.732 \lambda V_B + 1.543 \lambda^2 V_B^2 - 0.00654 \lambda^3 V_B^3 \quad (3)$$

The intrinsic absorption and gain of GaAs can be estimated based on Ref. [12], which they are given by:

$$\alpha_0 = -1.3243 \lambda V_B + 0.065433 \lambda^2 V_B^2 - 0.00544 \lambda^3 V_B^3 \quad (4)$$

$$G = 3.654 \lambda V_B - 0.00365 \lambda^2 V_B^2 + 0.05875 \lambda^3 V_B^3 \quad (5)$$

The output power of the modulator can be given by the mathematical equation [13]:

$$P_{out} = P_S \exp(-\alpha_0 L_m) \quad (6)$$

The effective index of the mode obtained from the optical simulation is used to calculate the transmittance of an optical signal through the modulator or modulation efficiency η_m using the following equations:

$$\eta_m = \exp(-\alpha L_m) \quad (7)$$

$$\alpha = n_g / n_{eff} \left(\frac{T}{\lambda^4} \right) \quad (8)$$

Where α denotes the power absorption coefficient, L_m is the length of the device, n_g is the group index of the waveguide, n_{eff} is the effective index, λ is the wavelength of operation. The first term of Eq. (8) essentially accounts for the slowed propagation of the light due to the reduced group velocity of the mode in the waveguide. This term is important in nano sized waveguides because the group index is significantly larger than the effective index of the mode [14, 15]. The effective and group index are calculated using the mode solver and the well known equation:

$$n_{eff}^2 = C_1 + \frac{C_2}{\lambda^2 - C_3} - C_4 \lambda^2 \quad (9)$$

$$n_g = n_{eff} - \lambda \frac{dn_{eff}}{d\lambda} \quad (10)$$

The set of parameters is recast and dimensionally adjusted as [15]: $C_1 = 8.906$, $C_2 = 2.3501$, $C_3 = c_3 T^2$; $c_3 = (0.25286/T_0)^2$, and $C_4 = c_4 (1.921 + 0.257 \times 10^{-4} T)$; $c_4 = 0.03454$. Then the first and second differentiation of above empirical eq. (9) with respect to operating optical signal wavelength, λ that gives:

$$\frac{dn_{eff}}{d\lambda} = -\left(\lambda / n_{eff} \right) \left[\frac{C_2}{(\lambda^2 - C_3)^2} + C_4 \right] \quad (11)$$

Based on curve fitting MATLAB program, the fitting relation between confinement Γ , bias voltage and operating optical signal wavelength by the following formula [16-19]:

$$\Gamma = -0.0654 \lambda V_B + 0.65433 \lambda^2 V_B^2 - 0.0321 \lambda^3 V_B^3 \quad (12)$$

III. SIMULATION RESULTS AND PERFORMANCE ANALYSIS

The model has been investigated high performance broadband integrated electro optic absorption modulators in high speed optical fiber communication systems over wide range of the affecting operating parameters as shown in Table 1.

Table 1: Proposed operating parameters for electro-absorption modulators [3, 6, 9, 22].

Parameter	Definition	Value and unit
T_0	Room temperature	300 K
L_m	Modulator length	100 μ m-500 μ m
W	Modulator width	50 μ m-200 μ m
t	Modulator thickness	25 nm-100 nm
P_s	Input signal power	100 mWatt—500 mWatt
λ	Operating signal wavelength	1300 nm—1550 nm
r_{41}	Electro-optic coefficient	1.4×10^{-10} cm/Volt
V_B	Applied bias voltage	0 Volt—5 Volt
ϵ_r	Relative permittivity	1.65
c	Speed of light	3×10^8 m/sec
ϵ_0	Free space permittivity	8.854×10^{-12} F/cm
T	Ambient temperature	300 K-400 K

Based on the model equations analysis, assumed set of the operating parameters, and the set of the series of the Figs. (1-18), the following facts are assured:

- i) Fig 1 has assured that modulator transmission increases with increasing operating optical signal wavelength and decreasing applied bias voltage.
- ii) Fig. 2 has demonstrated that modulator extinction ratio increases with increasing both operating optical signal wavelength and decreasing applied bias voltage.
- iii) Figs. (3, 4) have indicated that modulator insertion loss and intrinsic modal absorption decreases with increasing both operating optical signal wavelength and decreasing applied bias voltage.
- iv) Fig. 5 has assured that modulator gain increases with increasing operating optical signal wavelength and decreasing applied bias voltage.
- v) Figs. (6, 7) have demonstrated that modulator output power increases with increasing both operating optical signal wavelength and applied bias voltage while decreasing of modulator length.
- vi) Figs. (8, 9) have proved that modulation efficiency increases with increasing operating optical signal wavelength while decreasing of modulator length and surrounding ambient temperature.
- vii) Fig. 10 has demonstrated that modulator confinement increases with decreasing both operating optical signal wavelength and decreasing applied bias voltage.

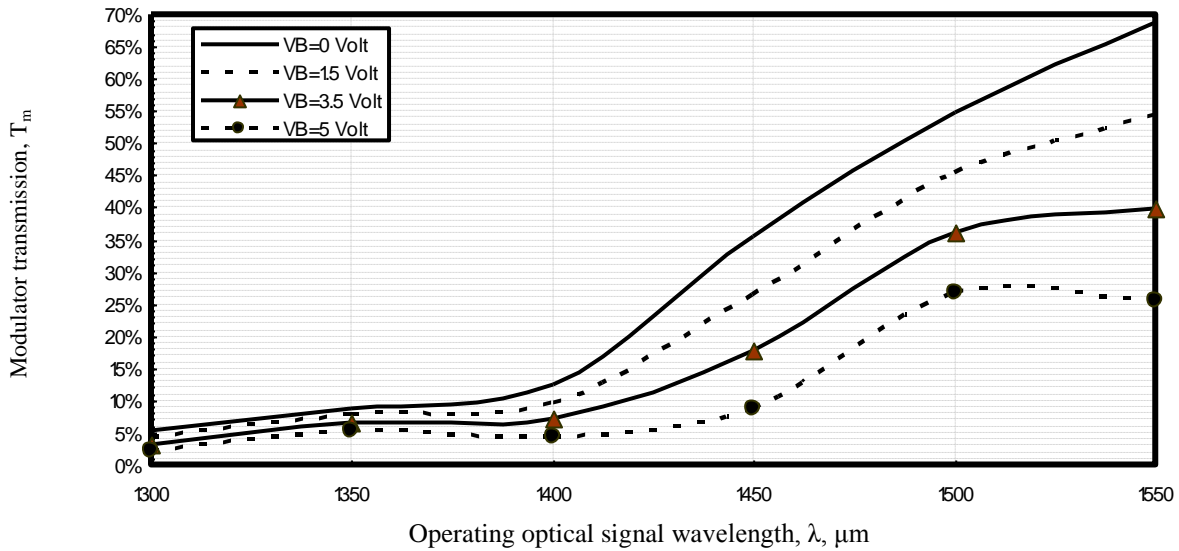


Fig. 1. Modulator transmission in relation to applied bias voltage and operating optical signal wavelength at the assumed set of the operating parameters.

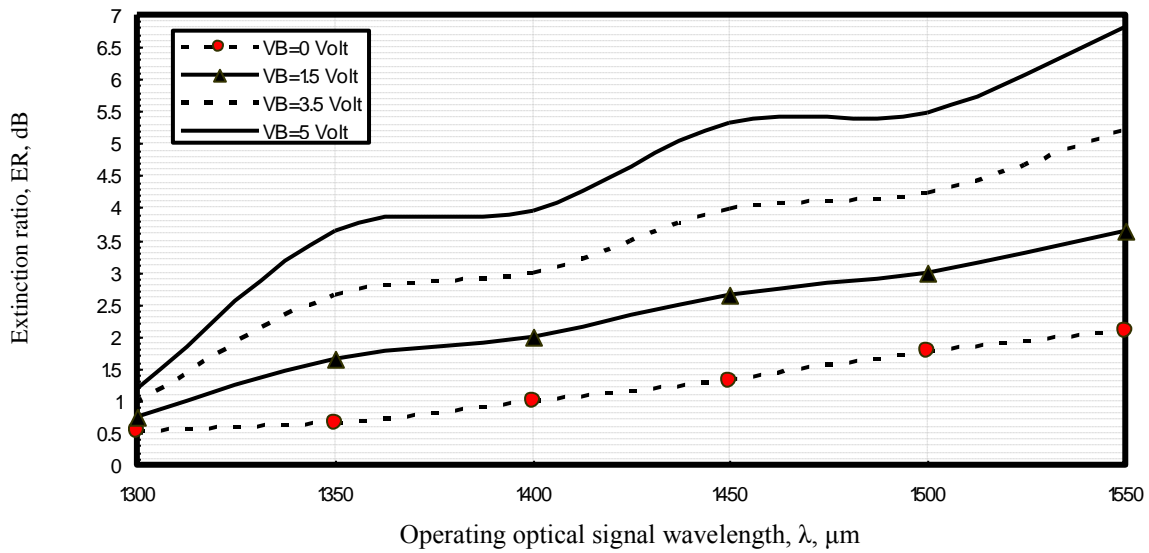


Fig. 2. extinction ratio in relation to applied bias voltage and operating optical signal wavelength at the assumed set of the operating parameters.

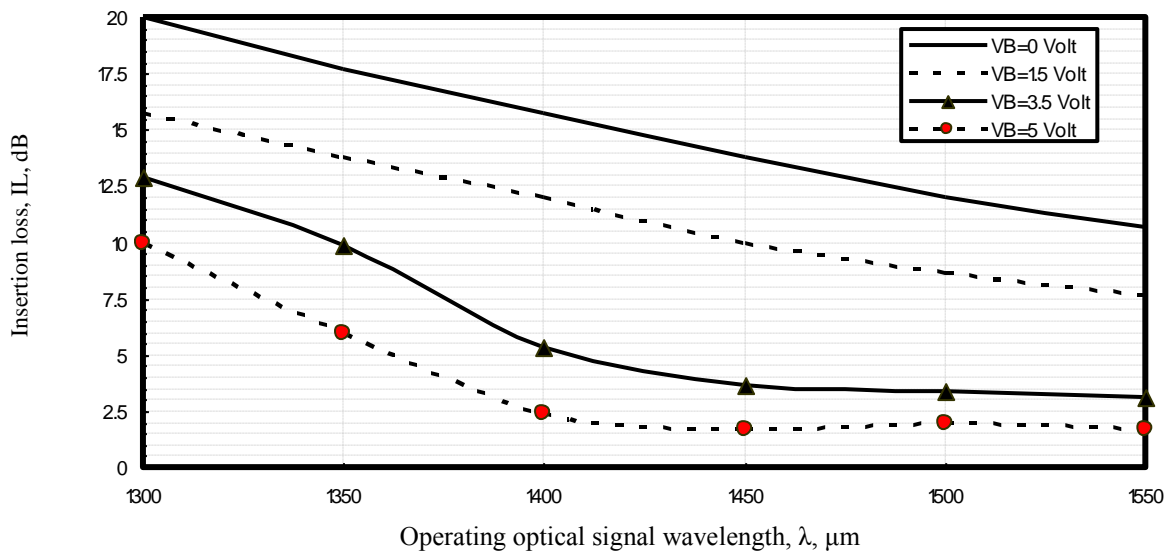


Fig. 3. Insertion loss in relation to applied bias voltage and operating optical signal wavelength at the assumed set of the operating parameters.

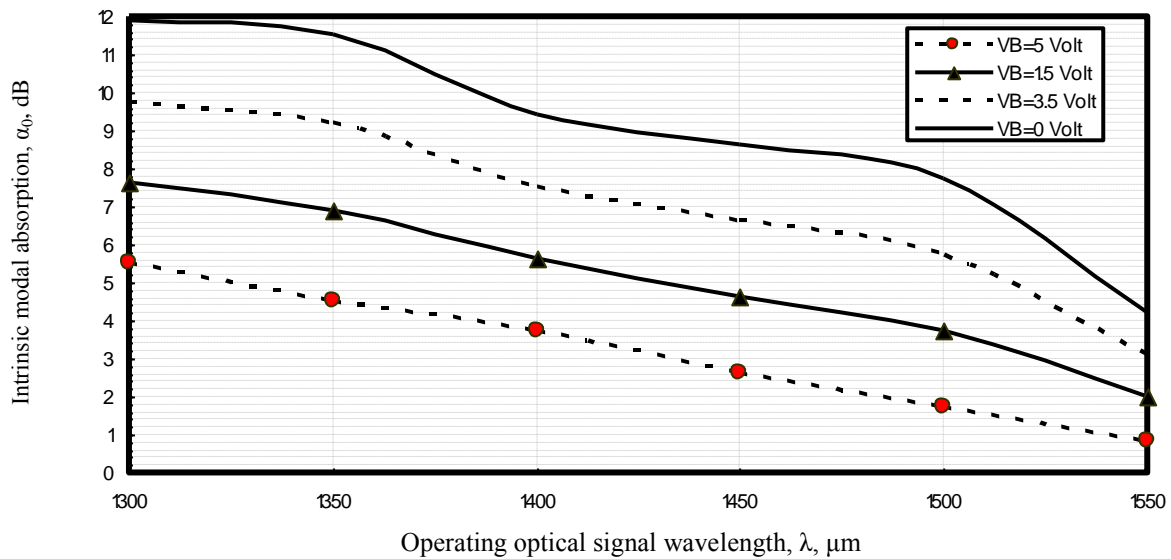


Fig. 4. Intrinsic modal absorption in relation to applied bias voltage and operating optical signal wavelength at the assumed set of the operating parameters.

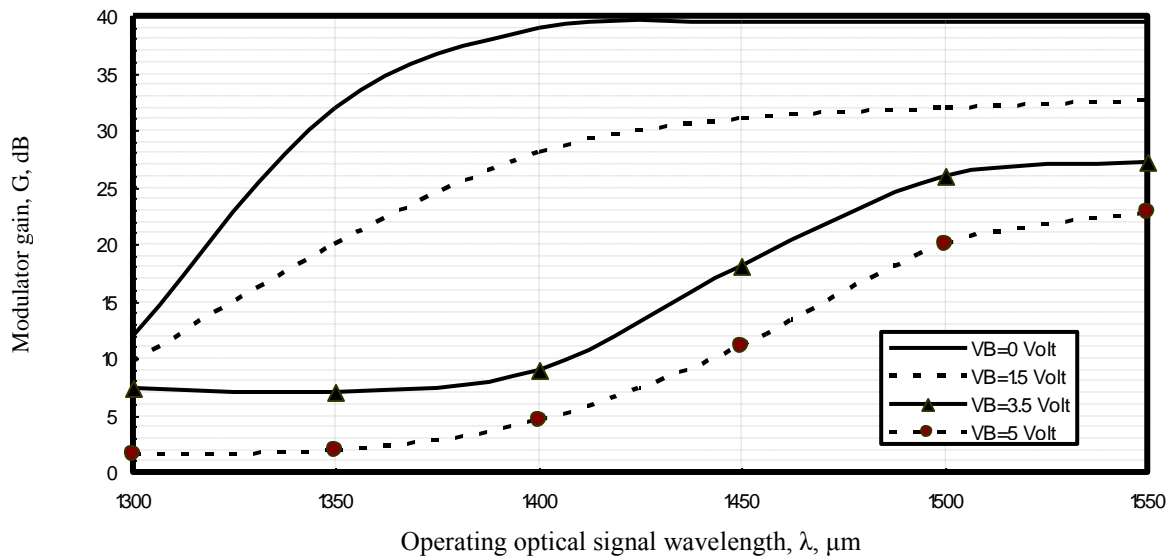


Fig. 5. Modulator gain in relation to applied bias voltage and operating optical signal wavelength at the assumed set of the operating parameters.

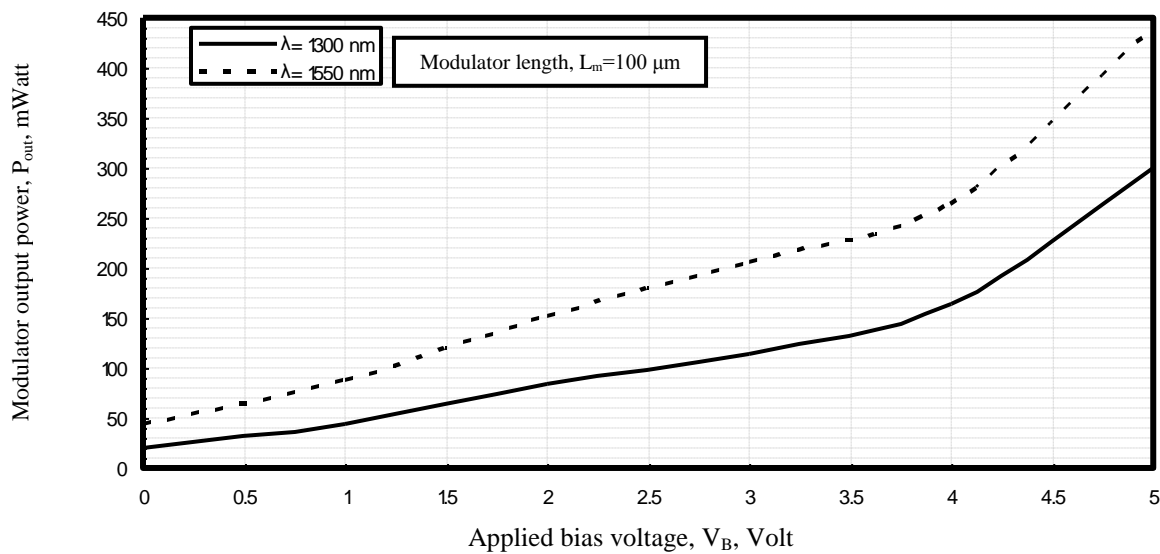


Fig. 6. Modulator output power in relation to applied bias voltage and operating optical signal wavelength at the assumed set of the operating parameters.

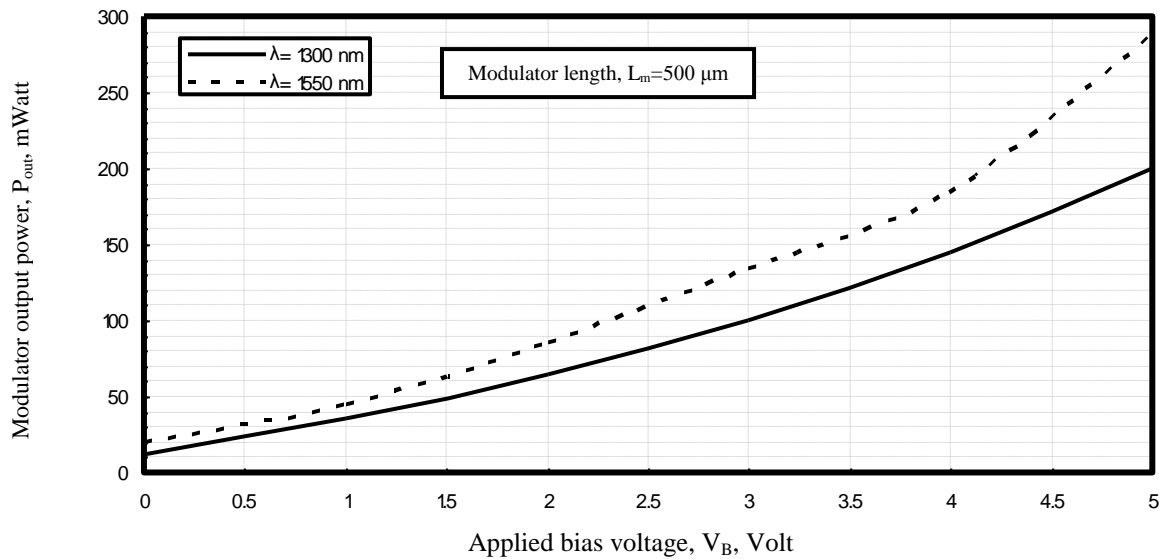


Fig. 7. Modulator output power in relation to applied bias voltage and operating optical signal wavelength at the assumed set of the operating parameters.

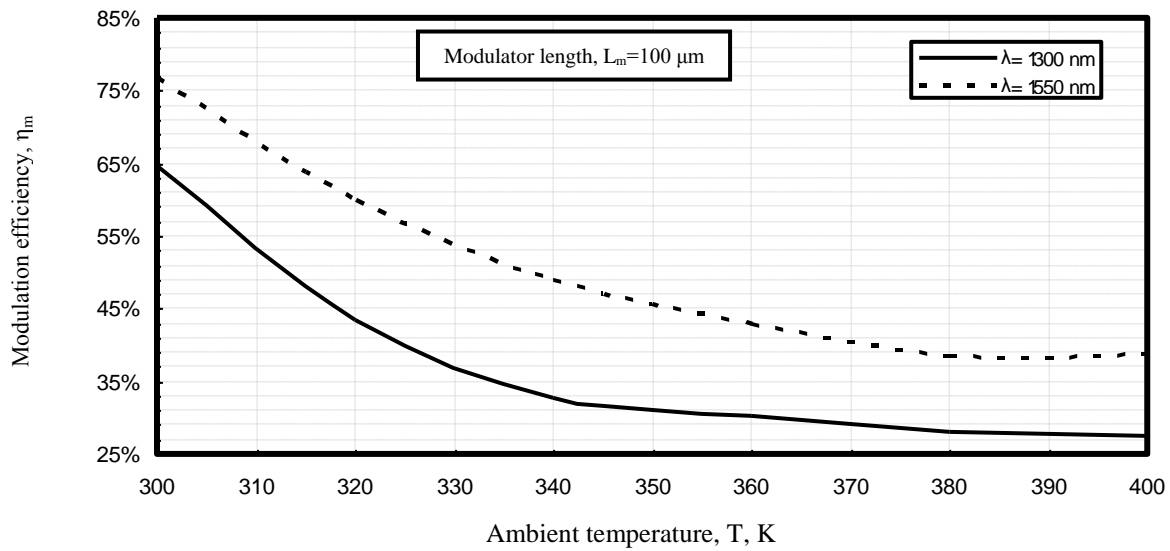


Fig. 8. Modulation efficiency in relation to ambient temperature and operating optical signal wavelength at the assumed set of the operating parameters.

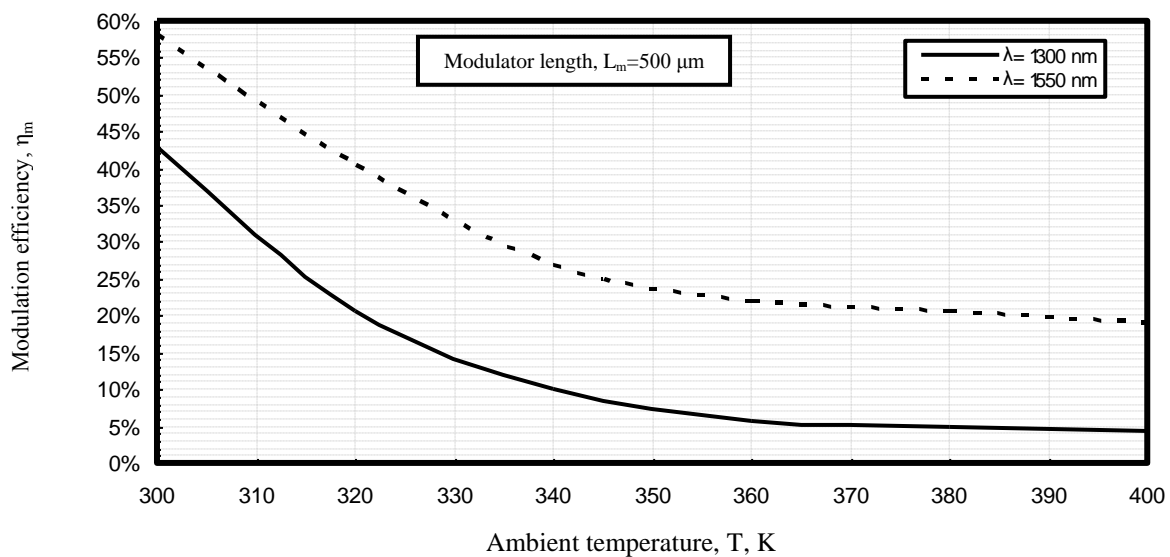


Fig. 9. Modulation efficiency in relation to ambient temperature and operating optical signal wavelength at the assumed set of the operating parameters.

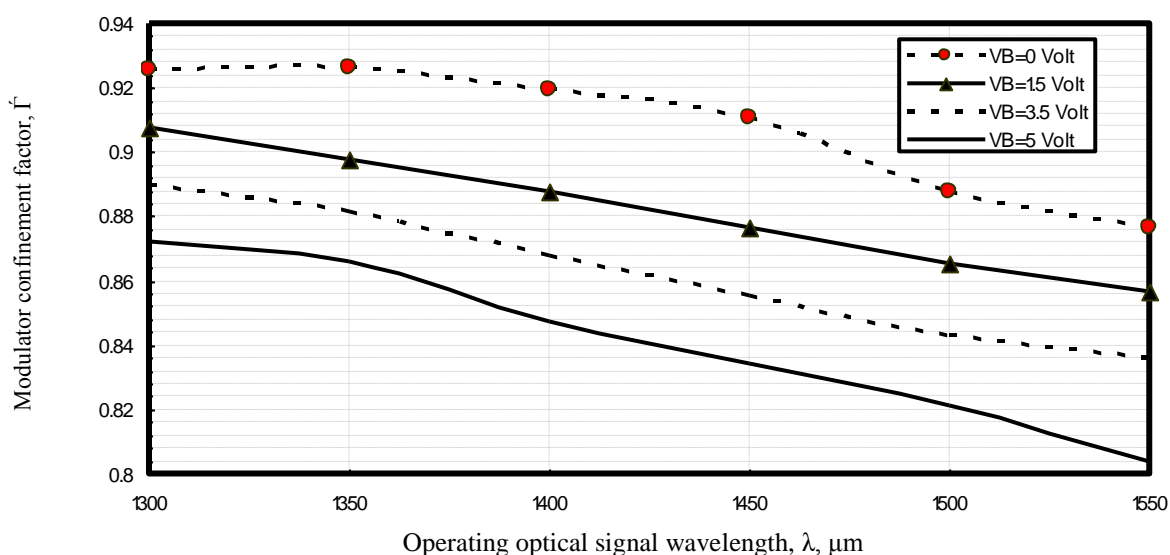


Fig. 10. Modulator confinement factor relation to applied bias voltage and operating optical signal wavelength at the assumed set of the operating parameters.

IV. CONCLUSIONS

In a summary, the model has been investigated based on GaAs Electro-optic absorption modulator for fast switching speed and high transmission efficiency over wide range of the affecting parameters. It is theoretically found that the increased modulator thickness and operating optical signal wavelength, this results in the increased modulation bandwidth. As well as it is observed that the increased both modulator dimensions (modulator thickness \times modulator width), this leads to the increased modulator switching speed and reduced transit time and then to increase power length product through the device. Finally it is theoretically found that the dramatic effects of modulator length and increasing ambient temperatures on the modulator transmission performance efficiency and operation characteristics.

REFERENCES

- [1] Abd El-Naser A. Mohammed, Ahmed Nabih Zaki Rashed, and Mohammed S. F. Tabour "Transmission Characteristics of Radio over Fiber (ROF) Millimeter Wave Systems in Local Area Optical Communication Networks," International Journal of Advanced Networks and Applications, Vol. 2, No. 6, pp. 876-886, 2011.
- [2] R. Lew'en, S. Irmscher, and U. Eriksson, "Microwave CAD circuit modeling of a traveling-wave electroabsorption modulator," IEEE Trans. Microwave Theory Tech., vol. 51, no. 4, pp. 1117-1127, 2003.
- [3] B. Stegmüller, E. Baur, and M. Kicherer, "1.55 μm and 1.3 μm DFB lasers integrated with electroabsorption modulators for high-speed transmission systems," in Proc. Second Joint Symposium on Opto- and Microelectronic Devices and Circuits, SODC 2002, pp. 95-99. Stuttgart, Germany, March 2002.
- [4] Abd El-Naser A. Mohamed, Ahmed Nabih Zaki Rashed, Sakr A. S. Hanafy, and Amira I. M. Bendary "Electrooptic Polymer Modulators Performance Improvement With Pulse Code Modulation Scheme in Modern Optical Communication Networks," International Journal of Computer Science and Telecommunications (IJCST), Vol. 2, No. 6, pp. 30-39, Sep. 2011.
- [5] R. Lew'en, S. Irmscher, U. Westergren, L. Thyl'en, and U. Eriksson, "Ultra high speed segmented traveling-wave electroabsorption modulators," in Proc. Optical Fiber Communications Conf., OFC 2003, Postdeadline paper PD38. Atlanta, GA, USA, February 2003.
- [6] H. Kawanishi, Y. Yamauchi, N. Mineo, Y. Shibuya, H. Murai, K. Yamada, and H. Wada, "EAM-integrated DFB laser modules with more than 40-GHz bandwidth," IEEE Photon. Technol. Lett., vol. 13, no. 9, pp. 954-956, 2001.
- [7] M. Shirai, H. Arimoto, K. Watanabe, A. Taike, K. Shinoda, J. Shimizu, H. Sato, T. Ido, T. Tsuchia, M. Aoki, S. Tsuji, N. Sasada, S. Tada, and M. Okayasu, "40 Gbit/s electroabsorption modulators with impedance-controlled electrodes," Electron. Lett., vol. 39, no. 9, pp. 733-735, 2003.
- [8] Abd El-Naser A. Mohammed, Mohamed M. E. El-Halawany, Ahmed Nabih Zaki Rashed, and Sakr Hanafy "High Performance of Plastic Optical Fibers within Conventional Amplification Technique in Advanced Local Area Optical Communication Networks," International Journal of Multidisciplinary Sciences and Engineering (IJMSE), Vol. 2, No. 2, pp. 34-42, 2011.
- [9] T. Kawanishi, T. Sakamoto, and M. Izutsu, "High Speed Control of Lightwave Amplitude, Phase, and Frequency by use of Electrooptic Effect," IEEE Journal of Selected Topics in Quantum Electronics, Vol. 13, No. 1, pp. 79-91, 2007.
- [10] H. V. Pham, H. Murata, and Y. Okamura, "Travelling Wave Electrooptic Modulators With Arbitrary Frequency Response Utilising Non Periodic Polarization Reversal," Electronics Letters, Vol. 43, No. 24, pp. 1379-1381, 2007.
- [11] Abd El-Naser A. Mohammed, Mohamed Metwae'e, Ahmed Nabih Zaki Rashed, and Amira I. M. Bendary "Recent Progress of LiNbO3 Based Electrooptic Modulators with Non Return to Zero (NRZ) Coding in High Speed Photonic Networks," International Journal of Multidisciplinary Sciences and Engineering (IJMSE), Vol. 2, No. 4, pp. 13-21, July 2011.
- [12] B. Stegmüller, E. Baur, and M. Kicherer, "15GHz modulation performance of integrated DFB laser diode EA modulator with identical multiple quantum well-double stack active layer," IEEE Photon. Technol. Lett., vol. 14, no. 12, pp. 1647-1649, 2002.
- [13] B. Stegmüller and C. Hanke, "High-frequency properties of 1.3 μm and 1.55 μm electro-absorption modulators integrated

with DFB lasers based on identical MQW double stack active layer,” in Proc. Lasers and Electro-Optics Society Ann. Meet., LEOS 2002, vol. 1, pp. 115–116. Glasgow, Scotland, UK, November 2002.

- [14] M. Peschke, T. Knoedl, and B. Stegmüller, “Simulation and design of an active MQW layer with high static gain and absorption modulation,” in Proc. Numerical Simulation of Semiconductor Devices, NUSOD 2003, pp. 15–16. Tokyo, Japan, October 2003.
- [15] Ahmed Nabih Zaki Rashed, “New Trends of Forward Fiber Raman Amplification for Dense Wavelength Division Multiplexing (DWDM) Photonic Communication Networks,” *International Journal on Technical and Physical Problems of Engineering (IJTPE)*, Vol. 3, No. 2, pp. 30-39, June 2011.
- [16] Abd El-Naser A. Mohammed, Mohamed M. E. El-Halawany, Ahmed Nabih Zaki Rashed, and Mohammed S. F. Tabour “High Transmission Performance of Radio over Fiber Systems over Traditional Optical Fiber Communication Systems Using Different Coding Formats for Long Haul Applications,” *International Journal of Advances in Engineering & Technology (IJAET)*, Vol. 1, No. 3, pp. 180-196, July 2011.
- [17] M. Ghanbarisabagh, M. Y. Alias and H. A. Abdul-Rashid, “Cyclic Prefix Reduction for 20.48 Gb/s Direct Detection Optical OFDM Transmission over 2560 km of SSMF,” *International Journal of Communication Systems*, Vol. 24, No. 11, pp. 1407-1417, 2011.
- [18] A. Kozanecka, D. Szmigiel, K. Switkowski, E. Schabbalcerzak, M. Siwy, “Electro Optic Activity of an Azopolymer Achieved Via Poling With the Aid of Silicon Nitride Insulating Layer,” *Optica Applicata*, Vol. 41, No. 3, pp. 777-785, 2011.
- [19] P. Gerlach, M. Peschke, and R. Michalzik, “High-frequency performance optimization of DFB laser integrated electroabsorption modulators,” in Proc. Semiconductor and Integrated Opto-Electronics Conference, SIOE 2004, paper 41. Cardiff, Wales, UK, April 2004.

networks, wireless optical access networks, analog communication systems, optical filters and Sensors. As well as he is editorial board member in high academic scientific International research Journals. Moreover he is a reviewer member in high impact scientific research international journals in the field of electronics, electrical communication systems, optoelectronics, information technology and advanced optical communication systems and networks.

Author's Profile



Dr. Ahmed Nabih Zaki Rashed was born in Menouf city, Menoufia State, Egypt country in 23 July, 1976. Received the B.Sc., M.Sc., and Ph.D. scientific degrees in the Electronics and Electrical Communications Engineering Department from Faculty of Electronic Engineering, Menoufia University in 1999, 2005, and 2010 respectively. Currently, his job carrier is a scientific lecturer in Electronics and Electrical Communications Engineering Department, Faculty of Electronic Engineering, Menoufia university, Menouf.

Postal Menouf city code: 32951, EGYPT. His scientific master science thesis has focused on polymer fibers in optical access communication systems. Moreover his scientific Ph. D. thesis has focused on recent applications in linear or nonlinear passive or active in optical networks. His interesting research mainly focuses on transmission capacity, a data rate product and long transmission distances of passive and active optical communication networks, wireless communication, radio over fiber communication systems, and optical network security and management. He has published many high scientific research papers in high quality and technical international journals in the field of advanced communication systems, optoelectronic devices, and passive optical access communication networks. His areas of interest and experience in optical communication systems, advanced optical communication